



Mirjam Wester—Ed. (UEDIN)

Aggelos Kiayias (UEDIN)

Ania Piotrowska (UCL)

Public Web Page and Blog

Deliverable D2.1

31st October 2016

PANORAMIX Project, # 653497, Horizon 2020

<http://www.panoramix-project.eu>



Horizon 2020
European Union funding
for Research & Innovation

Revision History

Revision	Date	Author(s)	Description
0.1	2016-07-25	AK (UEDIN)	Initial draft
1.0	2016-08-31	AK (UEDIN)	Final version and submission to the EC
1.1	2016-10-26	MW (UEDIN))	Revision after 1 st periodic review
1.2	2016-10-27	AP (UCL)	Reviewed and provided feedback
2.0	2016-10-31	AK (UEDIN)	Revised final version and submission to the EC

Contents

1	Introduction	7
2	Website	9
2.1	Website structure	9
2.2	Description of the website elements	11
2.2.1	Home	11
2.2.2	Consortium	12
2.2.3	Blog	13
2.2.4	Events	14
2.2.5	Publications	15
2.2.6	Network	16
2.2.7	Contacts	16
2.2.8	Social Media	17
2.3	Website Analytics	17
2.4	Website management	17

1. Introduction

This document presents a report on establishing and maintenance of the PANORAMIX project website, directly contributing to dissemination activities of the project. The project public-facing website contributes in creating awareness about the PANORAMIX project and its objectives and ensures an effective dissemination of the project ideas, activities and outcomes.

The main goals of the website are:

- to effectively communicate the PANORAMIX projects results,
- to promote the dissemination events of the project.

Subsequent chapters of this document present a description of the structure of the website and blog of the PANORAMIX project and the intended use of each page that is included in the site. The website address is:

- <https://panoramix-project.eu>



Figure 1.1: PANORAMIX website address.

The website has been designed using Word Press and all project members maintain accounts in this system, with cooperative working tools, which allow all partners beneficial management. The portal also provides a search feature.

2. Website

In this chapter, we first outline the main structure of the PANORAMIX website and then for each page, we present and describe its basic functionality, appearance and features. Each section focuses on describing in detail the functionalities of the site and discusses the operations available to visitors of the PANORAMIX website.

2.1 Website structure

This section presents the main structure of the website.

Website Header: The top of each page consists of a header with the PANORAMIX logo and a sequence of tabs (Figure 2.1) linking to particular subpages.




Figure 2.1: Header on PANORAMIX web pages.

The core functionalities of the PANORAMIX website are presented as a sequence of the following tabs and subtabs:

1. **Home**

- The Panoramix Project
- Objectives and Work Packages
- Our Goals

2. **Consortium**

- Consortium Partners
- Roles of Consortium Partners

3. Blog
4. Events
5. Publications
 - News
 - Conferences
 - Journals
 - Deliverables
6. Network
7. Contacts

Main Content Section: This area presents the main contents of the website. The first visible Main Section contains basic introductory information about the PANORAMIX project and its main goal, as well as quick links to information about the project partners, recent news and events, and posts about all research publications. The main sections of subsequent pages contain detailed information about the project and its results.

Website Footer: The bottom of each page (Figure 2.1) contains the following elements:

- a complete site-map of the website,
- the EU funding acknowledgement and PANORAMIX project details,
- PANORAMIX Twitter feed and Twitter “Follow” button.

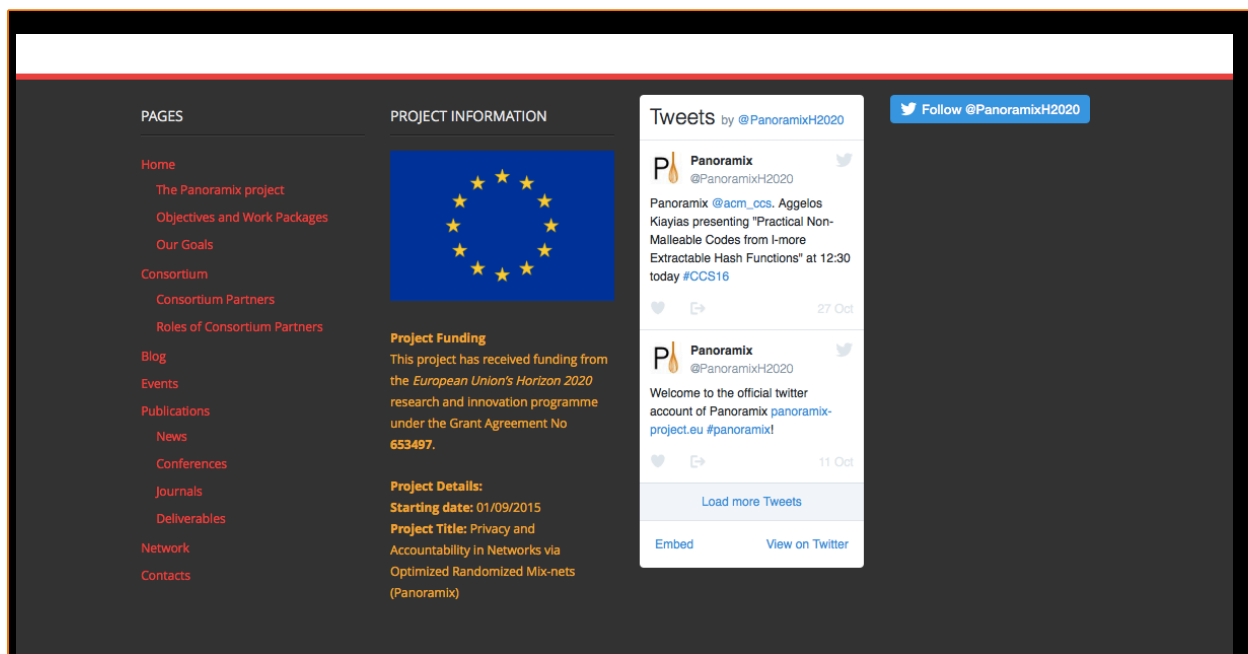


Figure 2.2: Footer on PANORAMIX web pages.

2.2 Description of the website elements

In this section, a more detailed description of each of the tabs of the PANORAMIX website is presented.

2.2.1 Home

The **Home** (Figure 2.3) main page of the website provides visitors with a short overview of the project along with a set of three boxes below linking to different subpages. The three boxes **Who we Are**, **Our News** and **Publications**, each one containing a **Read More** button, respectively link to Consortium (Figure 2.4), Blog (Figure 2.5) and Publications (Section 2.2.5) pages. A rolling view of relevant pictures and photographs is provided at the top of the page.

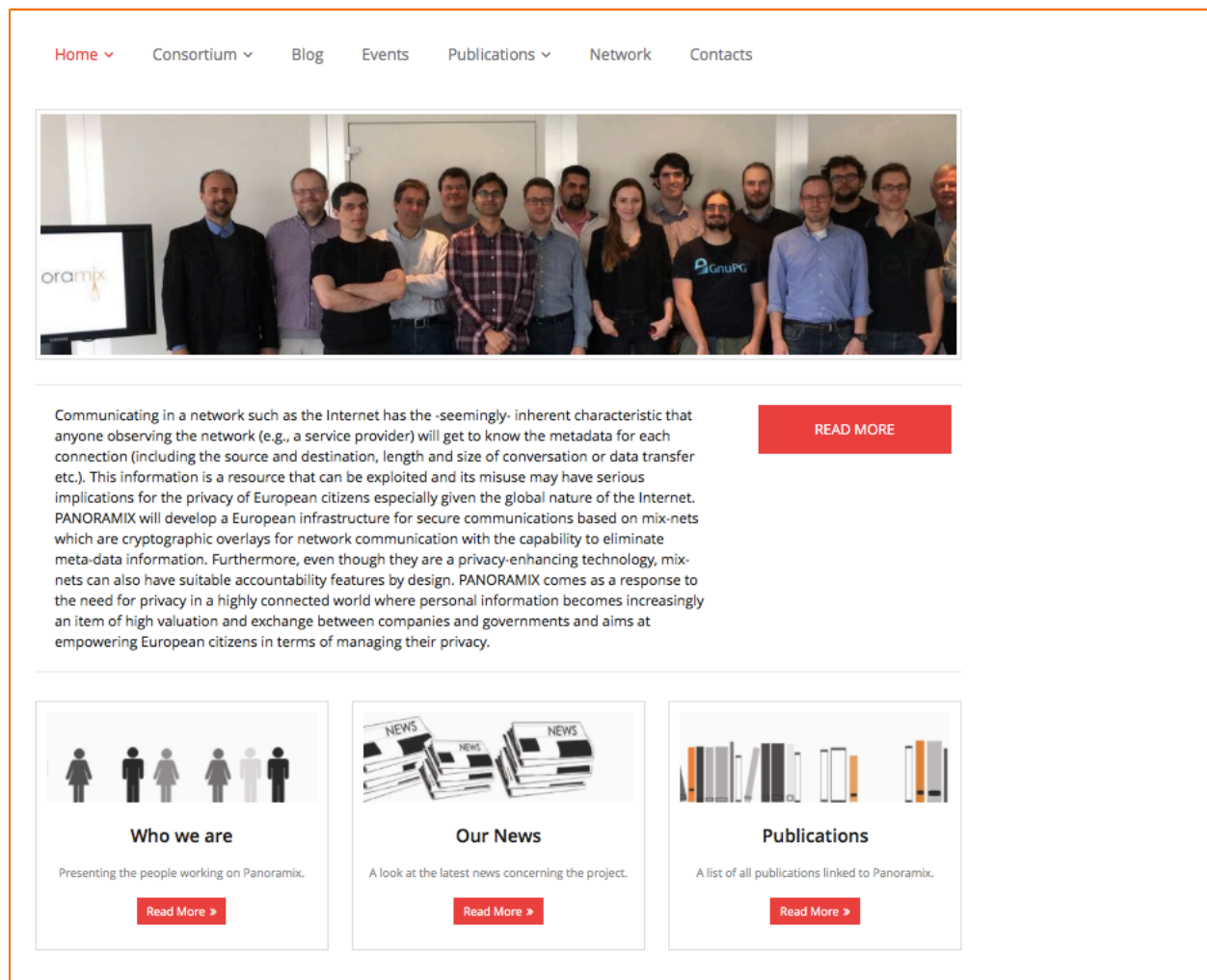


Figure 2.3: Home – PANORAMIX project overview.

The subtabs, nestled under the main **Home** tab give more detailed information about the project. The **Panoramix Project** subpage introduces visitors to the motivation and main goals of PANORAMIX. The **Objectives and Work Packages** page describes the objectives of PANORAMIX and presents the Work Packages that make up the project and outlines their main responsibilities.

Finally, the **Goals of Panoramix** subpage presents what PANORAMIX is about at a high level.

2.2.2 Consortium

The second main tab addresses the **Consortium** (Figure 2.4). A map illustrates where each of the partners is located in Europe. Below the short descriptions of each partner are given, including links to their respective home websites. Thus providing visitors the option to redirect to all the partners websites. The subtab **Roles of Consortium Partners** makes the role of each Consortium partner in the project explicit in terms of the WPs they are responsible for and involved with.



Figure 2.4: Consortium - Map and description of first partner.

2.2.3 Blog

The **Blog** page is one of the more dynamic elements of the website. The blog is used to update on newsworthy items of ongoing activities in PANORAMIX. Project members populate the feed with project activities that take place in each partner organization. Visitors can easily navigate to the previous or next post and react to the blog posts by commenting. The blog posts are tagged with relevant categories and thus provide a feed to events and publications news and allow visitors to easily filter the posts relating to a particular category. Figure 2.5 shows an example of one of the types of blog entries and the “**Leave a reply**” functionality.




Figure 2.5: Blog - Example of one of the blog posts.

2.2.4 Events

The **Events** page (Figure 2.6) provides visitors of the website a collection of the latest news about project meetings, participation in workshops, winter/summer schools and conferences. The relevant members of the PANORAMIX consortium post - via their web user interface - updates and information about respective events related to the project and with which the project members are engaged in some capacity.

EVENTS

PRESENTATION ABOUT THE SCIENCE OF THE BLOCKCHAIN AND PRIVACY IN SCOTTISH ENTERPRISE

By Aggelos Kiayias
 September 28, 2016
 Blog, Events

Panoramix coordinator Aggelos Kiayias discusses the science of the blockchain and privacy aspects pointing to the ongoing work of the Panoramix consortium. Audience includes many key IT industry actors in Scotland. <https://events.scottish-enterprise.com/events/ClientApps/Silverbear.Web.EDMS/public/default.aspx?tabid=37&id=301258&orgid=1>

PRESENTATIONS @SUMMER RESEARCH INSTITUTE, EPFL

By Helger Lipmaa
 September 14, 2016
 Blog, Events
 dissemination, verifiable mix-net, zero-knowledge shuffle

On June 20-24, EPFL in Lausanne hosted the "Summer Research Institute" (SURI), a summer school with many talks by leading scientists in computer security. SURI featured two talks by the Panoramix researchers. Aggelos Kiayias from the University of Edinburgh gave a talk on "Foundations of Blockchain Protocols" while Helger Lipmaa from the University of Tartu gave

[Read More »](#)

BLOCKCHAIN TECHNOLOGIES SUMMER SHOOOL

By Aggelos Kiayias
 May 30, 2016
 Blog, Events

Panoramix members coorganize and participate the IACR Summer School on blockchain technologies. Aggelos Kiayias, George Danezis and Harry Halpin are present from the project team.

PANORAMIX PROJECT STEERING COMMITTEE MARCH 21ST, 2016

By Aggelos Kiayias
 March 13, 2016
 Blog, Events

The panoramix project steering committee will meet for a full day at the Saarbrücken congress hall on March 21st, 2016. The meeting will be collocated with the 1st IEEE European Symposium on Security and Privacy (EURO S&P 2016). Anreise Congresshalle

PUBLIC POLICY DEBATES AROUND CYBER-INVESTIGATIONS LAWS IN THE UK

By George Danezis
 January 11, 2016
 Blog, Events
 IPBill, Public Policy, Legal

Figure 2.6: Events – Example of event posts.

2.2.5 Publications

Under the main **Publications** tab, all PANORAMIX publications are listed. This tab contains several subtabs which group the publications presented on the website into subcategories. The first subtab **News** (Figure 2.7) refers to the latest news concerning publications. The news is presented in the form of blog posts, with some additional description to acquaint the visitor with the motivation and abstract of the research publication. The blog posts appear both under **Blog**, and in the **News** section of **Publication**.

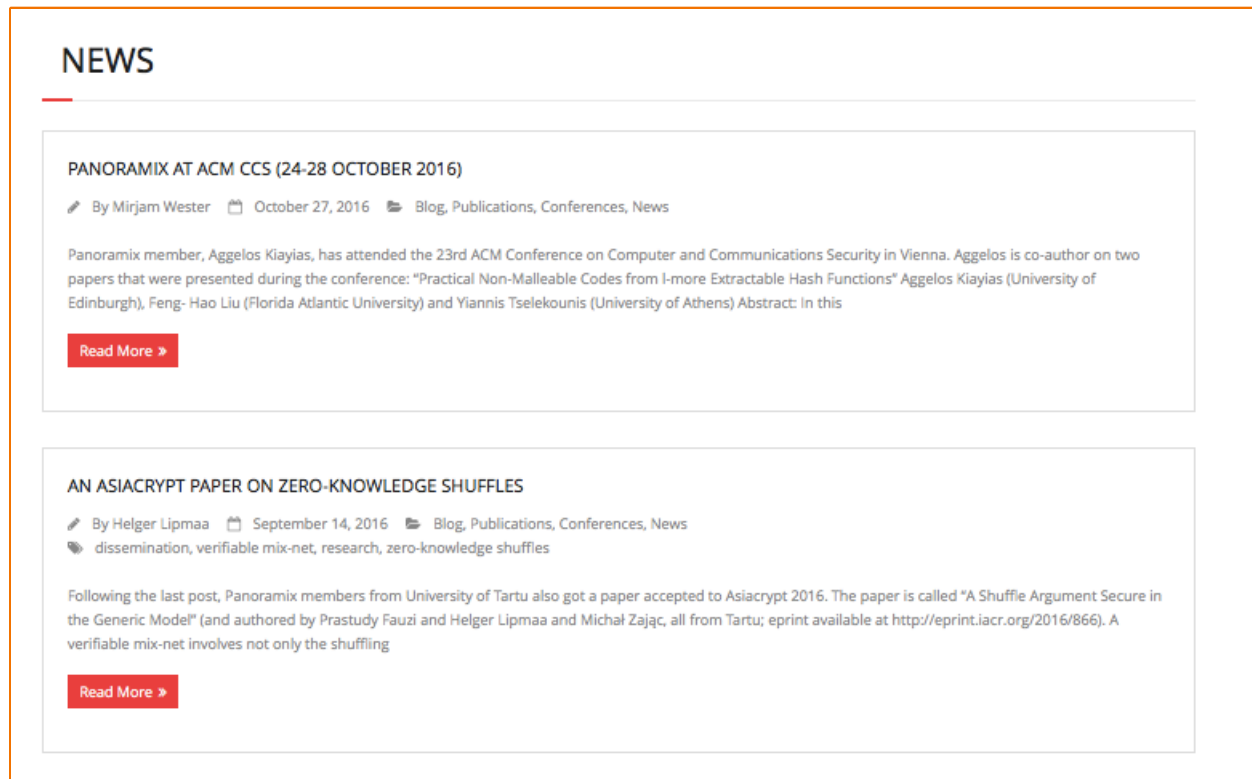


Figure 2.7: News – Example of news posts.

The next tab **Conferences** consists of a list of PANORAMIX publications in conferences with links to the papers, which allows the visitors to download a particular publication.

Similarly, the journal articles are listed under **Journals** tab with relevant links to online versions of the articles.

Finally, the subtab **Deliverables** will list the public available deliverables when they have been approved by the EU Commission. Figure 2.8 illustrates the list of conference publications.

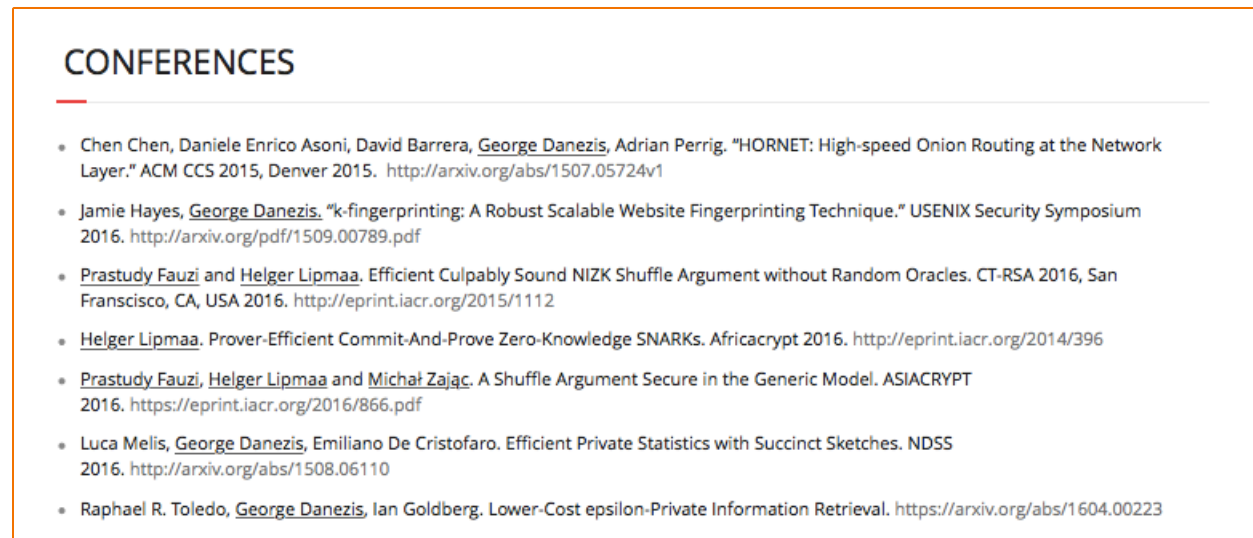


Figure 2.8: Conference.

2.2.6 Network

The **Network** (Figure 2.9) tab provides the visitors of the website with a list of the other five EU projects on privacy innovation with links to their respective websites, to allow visiting users to access more information about projects closely linked to PANORAMIX.

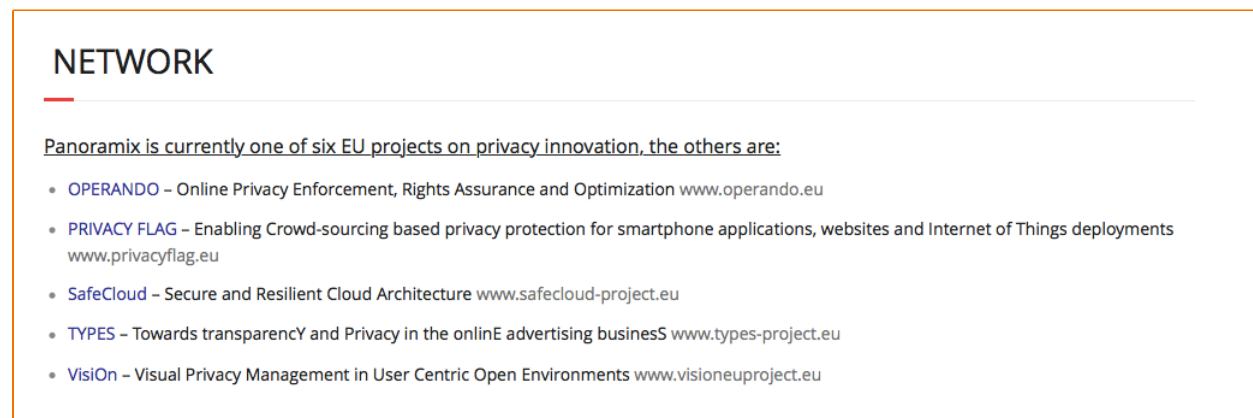


Figure 2.9: Network of other EU projects.

2.2.7 Contacts

The final tab **Contacts** provides the contact details of the Project Coordinator (Aggelos Kiayias, UEDIN) and the Project Manager (Mirjam Wester, UEDIN). A screenshot of this static public area is presented in Figure 2.10.




Figure 2.10: Contacts.

2.2.8 Social Media

The consortium engages with social media in the form of a Twitter account (@PanoramixH2020). The website is linked to this Twitter account and contains a live feed (see Figure 2.1), as well as information on how to follow the PANORAMIX project on Twitter.

2.3 Website Analytics

Google Analytics has been integrated with WordPress so in the future the detailed information about the number of visits to the website, the duration of visits, whether the visits are from new or returning visitors, will be available. It will be also used to analyze and improve the performance of the PANORAMIX website and pages.

2.4 Website management

The website management and maintenance resides with consortium partner UEDIN. The public web pages will be updated throughout the duration of the project. A few examples of expected updates:

- Adding the public deliverables as and when they are approved by the European Commission.
- Adding new conference and journal publications.
- Videos illustrating and explaining research findings .

- Blog posts - The project manager will encourage consortium partners to create and upload relevant blog posts in a timely fashion.